



P775DM3 Disk access

Written By: Felice Suglia







TOOLS:



Tournevis cruciforme #0 (1)

Step 1 — Battery




- Unlock the lock circled in red.

Step 2




- Lift the battery while unlocking the lock circled in red.

Step 3 — Disk access



- Unscrew the two screws circled in red.
- Slide the plate in the direction of the arrow.

Step 4



- Lift the plate

To reassemble your device follow the following instructions in reverse order