




How to clean the Magnavox MWD200F optical lens

This guide will show you how to clean the optical lens inside the DVD player.

Written By: Brian





TOOLS:

- [Cotton Swabs](#) (1)



PARTS:

- [High Content Rubbing Alcohol](#) (1)

Step 1 — Faceplate




- Use a Phillips #2 screwdriver to remove the two screws on the top of the device toward the back.

Step 2



- Remove the plastic cover by lifting up the back and pulling it away from the faceplate.

Step 3





- Unclip the three latches on the bottom of the device.

Step 4



- Pull the faceplate off.

Step 5 — How to clean the Magnavox MWD200F optical lens



- Locate the optic lens in the middle of the disc drive. Dip a cotton swab in rubbing alcohol and use it to lightly wipe the lens. After the lens is clear of dust and debris, wait a few minutes to let it air dry.