



# AcuRite 02032 Screen Display Battery Replacement

Replacing the batteries of a faulty screen display to function properly



Written By: Omar Muneeb



# INTRODUCTION




Educating the user how to replace the batteries of the screen display to properly function the device.

## Step 1 — Screen Display Battery



- Remove the battery compartment lid by lifting upward.


## Step 2



- Remove the 3 x AA alkaline batteries from each battery slot.

## Step 3



 Before replacing the batteries pay attention to the position of the + and - poles on the battery compartment pad.

To reassemble your device, follow these instructions in reverse order.