




Sony Cyber-shot DSC-P52 Removing Ribbon Cables

This guide explains how to remove ribbon cables in the Sony Cybershot DSC-P52.


Written By: Trevor



INTRODUCTION

This is a very short guide that is intended to assist with the disassembly of the Sony Cybershot DSC-P52.


Step 1 — Sony Cyber-shot DSC-P52 Removing Ribbon Cables



- Unclip the ribbon cable shown in the picture.

ⓘ Some ribbon cables do not have a clip holding them in.

Step 2



- Pull the ribbon cable out.

To reassemble your device, follow these instructions in reverse order.