



# Motorola V710 Battery Replacement

Written By: Karl Sanders



---

## INTRODUCTION

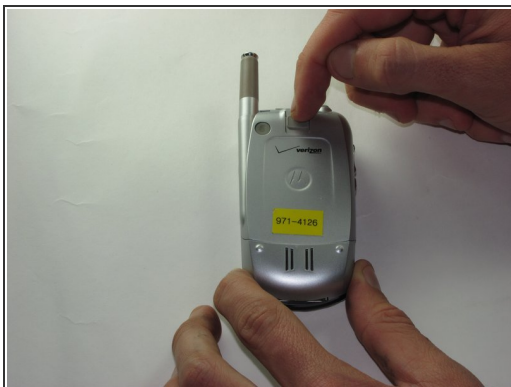
This guide shows how to replace the battery.



### TOOLS:



- [Fingers](#) (1)
-

## Step 1 — Battery



- Press down on the back button while pulling away from the body of the phone to release the back cover.

## Step 2



- Remove the battery from the phone by gently pulling upward on the battery with your fingers.

To reassemble your device, follow these instructions in reverse order.